





Sharing Nature – Enriching Lives.™ Since 1979.

### Middle Fork of the Salmon Gear List


Packing properly for a river trip is **CRITICAL** to your enjoyment while on the river. We recommend that you prepare yourself for three basic scenarios: 1. a cool day on the river; 2. a warm day on the river; or 3. time spent lounging in camp. Take care of these, and you are free to let the river and the canyon work their magic.

Weather in the northwest is unpredictable. You must come prepared for cold/wet weather and hot/sunny weather – sometimes even in the same day! The following information will help you be prepared for the expected as well as the unexpected events of your trip. You may not use all of the gear listed below, but we recommend bringing it all!

#### Dry Bags that ROW Provides for your personal items:

	<p>One large waterproof bag (16” in diameter x 33” tall) per person. This will contain your sleeping bag as well as your personal clothing and items. This bag is NOT accessible during the day as it goes ahead of the group with our cargo raft.</p> <p>This bag will also contain additional gear provided by ROW:</p> <ul style="list-style-type: none"> <li>• Sleeping bag, flannel liner, &amp; pillow</li> </ul>
	<p>A small daypack (9” in diameter x 20” tall) for items you want to access during the day such as rain gear, sunscreen, camera, medications, etc.</p>

#### What you will need:

	<p>All of your personal items should be packed into a soft-sided duffel bag approximately 12” x 13” x 24” in size. Due to weight allowances and raft space, please limit your gear to 20-25 pounds. <i>(This is especially important for late July and August trips where we’ll most likely be flying in small airplanes to the put-in at Indian Creek!)</i></p> <p>This bag will then go inside of your large waterproof bag.</p>
--	--

#### Liquor and Favorite Beverages

ROW packs moderate quantity of soft drinks as well as wine and beer for legal age guests. If you bring liquor (beer and wine in moderate quantities provided for legal age guests), please give it to your guide in its original container. Beer should be in cans - No glass beer bottles please. Bottled wine is fine. All liquors in IDAHO are sold in State Liquor Stores with limited hours. If you are arriving after 7pm BE SURE TO PURCHASE your liquor at home and bring it with you.

#### Fishing

If you plan to fish, please bring your own fishing gear (with a protective case), as we do not have any to loan. IDAHO fishing licenses are required if you plan on fishing. You can pre-purchase these by calling 1-800-55-HUNT5 with your driver’s license and credit card or you can purchase online at <https://id.outdoorcentral.us/>. You can purchase these in Stanley if arriving before 6pm only and you must have a driver’s license. Cost will vary from \$11.50 - \$32.50.

#### Wet Suits

ROW provides Farmer John style wetsuits for our cold weather trips through July 6 (long legs, but no sleeves). These are often worn with your polypro long underwear *underneath* for extra warmth. You will still need your fleece sweater and rain jacket for warmth on your upper body. Wool or fleece socks can also be worn with the booties if your feet tend to get cold.

## Layering for Outdoor Comfort

Clothing layers are the thermostat of the wilderness. As you get ready for your river trip, think about dressing in layers. By adding and subtracting layers you can keep yourself perfectly comfortable. If you were to look into the dry bags of a well-prepared river guide you would see packing for three weather scenarios -- cold, wet days; hot, summer days; and cool evenings and mornings in camp. All of your on-river clothing should be made from synthetic fabrics with names like fleece, pile, polypropylene, Capilene™ or polyester. A cotton T-shirt is used occasionally on hot, sunny days, but cotton clothing is best saved for on-shore camp use.

**LAYER #1:** The layer next to your skin should be close-fitting and thin. A snug-fitting underwear or mid-weight fleece layer made of synthetic fibers works best. You do not want to wear cotton on the river on cool rainy days. The evaporation of water from a wet cotton layer will actually make you colder! Synthetic fibers maintain insulative properties when wet and "wick" moisture away from your skin.

**LAYER #2:** The next layer should also be made of a synthetic fiber, but should be a bit heavier in weight. If you get too warm you can always peel this layer off.

**LAYER #3:** The outer layer is what is known as the "barrier" layer. This layer should be waterproof and loose-fitting enough to give you good range of motion. The idea of this layer is to seal out water, and seal in the warmth generated by you and insulated by layers # 1 and # 2. A good rain suit can do the job, or a good paddling jacket and pants. Not only will this protect you from rainstorms, but chilly water temperatures when running rapids as well!

## Packing Lists

### On the river:

- Two T-Shirts (1 quick dry and 1 cotton for a hot day)
- One light long-sleeved shirt for sun protection and cool evenings. Popular options are rash guard or sunscreen shirts.
- Two pairs of shorts (nylon quick drying always better than cotton).
- Light pants are great for sun protection or on a windy day. Light weight zip off pants work great.
- Swimsuit – two-piece suits are easier for women.
- One pair of river sandals (must have an ankle strap, no flip-flops!) Velcro is okay if in good condition. Popular name brands include: Chaco, Teva, Keen, or Merrells. Tennis shoes with polypro socks are a good option if your feet tend to get cold.
- Water bottle with carabiner

### *Items good to have in your day bag on the river:*

- One rain suit, jacket & pants (windbreaker without cotton liner works well, but no cheap ponchos)
- Mid-weight to light-weight long underwear tops and bottoms. Best worn over swimsuit and under shorts.
- One synthetic or wool mid-weight sweaters for layering on the river on cool days.
- Sunglasses with retaining cord / device
- Bee Sting kit for those allergic to bees
- Sun Screen
- One Cap, Sun Hat or Visor (**ROW** hats are available when you arrive.)

### Additional Clothes for Cool Weather: (Early and late season – June & September)

- Two pair wool or polypro socks to wear on the river
- One additional synthetic pile or wool shirt
- Wool or poly gloves & wool or poly cap (like a skiing hat)

### At Camp:

- Two Short sleeve shirts (Enjoy clean and comfortable)
- One pair of pants (light weight nylon, cotton or fleece)
- Pair of shorts
- One synthetic mid-weight sweaters for cool evenings
- Underwear and socks
- Flashlight or headlamp with extra bulb and batteries
- Skin lotion, lip balm, waterproof sunscreen, etc.
- Toilet kit - toothbrush and paste, soap ( biodegradable is best, no soaps can be used in the river), camp towel, wash cloth, comb, handkerchief, small pack of tissues, small mirror, moist towelettes, shaving stuff, feminine sanitary supplies, etc.
- Extra eyeglasses and/or contact lenses strongly suggested. ALL glasses need a head strap!
- One pair of tennis shoes or walking shoes for cooler weather and hiking. (We don't recommend you bring large hiking boots as they take up too much space and aren't necessary.) Flip-flops are also comfortable for easy walking on sandy beaches!
- Stocking Cap/ Beanie for cool nights

### Optional Items:

- Camera – waterproof digital with extra batteries & memory card recommended. Many guests use smart phones (there is NOT cell service on the river). A waterproof case is also highly recommended for protection and ease of use.
  - Paddling Gloves
  - Sarong – many uses for both ladies and men
  - Sun dress for camp – ladies
  - 2-3 Carabiners for clipping items to the boat
  - Binoculars
  - Plastic garbage bags (2-3 for separating dirty/wet clothes in your waterproof bag)
  - Cards, games, books, musical instruments, journals
- Fishing gear and Idaho fishing license if you plan to fish - must be in a protective case & disassembled. We suggest you buy lures at [Stanley Fly Shop](#) in Stanley (208-721-7151) as they have daily updates of what the fish are hitting. Only catch and release fishing with single barbless hooks is allowed!!